




**Performance Navigator
Enhancements**
(May 2010)



Introducing Some Amazing New Functionality

-  **Problem Determination Analysis**
-  **Before vs. After Analysis**
(Understanding the impact of changes to the system)
-  **Monthly Resource Consumption Analysis (By Job / Subsystem)**

Three Amazing New Scripts Are Now Available!

Note: See http://www.mpginc.com/demos/v14enh/v14enh2_viewlet_swf.html

For an interactive demo of the new functionality



Problem Determination Made Easy!

Some Highlights Of The New Functionality:

- ➔ Identifies the Problem Areas To Check First**
- ➔ Detailed analysis can be done for a single interval (i.e. 14:00)**
- ➔ Multiple intervals (i.e. 14:00 - 16:00) Can Be Analyzed**
- ➔ Detailed Analysis includes all components that can affect performance**

Comprehensive Problem Determination Analysis!

Understand The Impact of Changes To Your System!



(Did the the change have a positive or negative impact to the the system?)

Some Highlights Of The New Functionality:

-  **Any Data Level Can Be Analy zed (Month, Week, Date, Time)**
-  **Flex ible Before vs After Param eters**
(Any Before Period Can Be Compared To Any After Period)
-  **Day vs Day Comparison (i.e. comparing May 1st to April 1st)**
-  **All Core Performance Components Are Measured!**

Comprehensive Before vs After Analysis!



What's Using The System Resources?

Some Highlights Of The New Functionality:

- ➔ Identifies the Top CPU Usage For The Month
(Job / SubsystemLevel)
- ➔ Identifies the Jobs / Subsystems That Have The Most IO
- ➔ Identifies the Jobs / Subsystems That Have The Most Faults

Comprehensive Resource Consumption Analysis!